





# Fan Favorite Stitch Doodle Pad

This Stitch Doodle Pad gives you the option to sketch possible stitches and stitch combinations for your Fan Favorite blocks. The fan blocks on the sketch pad pages are to scale giving you a visual of the stitch layout on the finished block.

-  Use colored pencils to illustrate possible blade colors and/or thread combinations for stitches.
-  Use Sharon B's Crazy Quilt stencils to doodle stitching lines and plan stitches (available at [www.pintangle.com](http://www.pintangle.com)).
-  Make notes of stitches and stitch combinations you see in books, on quilts, websites, or Pinterest.
-  This handy doodle pad is perfect for planning and stitching the Fan Favorite quilt found in Jan's book, *Embroidery & Patchwork Revisited*.



©2014 Graham Cracker Collection, Inc.  
1730 Shadowood Lane Suite 320  
Jacksonville, FL 32207  
[www.grahamcrackercollection.com](http://www.grahamcrackercollection.com)

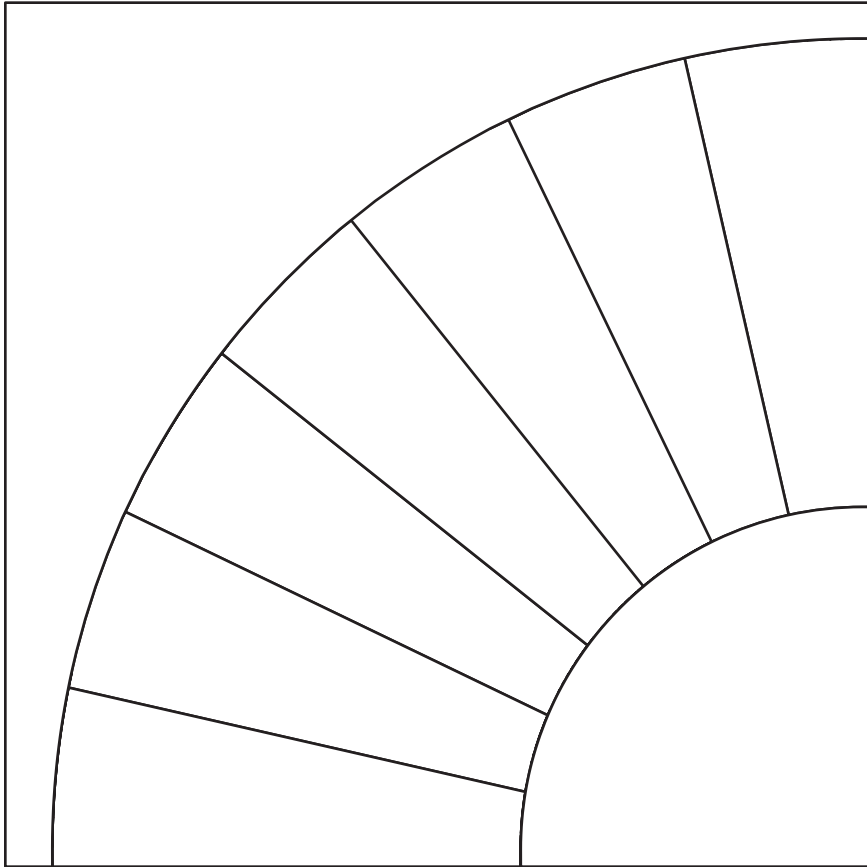
# Fan Favorite Stitch Doodle Pad



Fan Favorite Quilt

by Janice Vaine

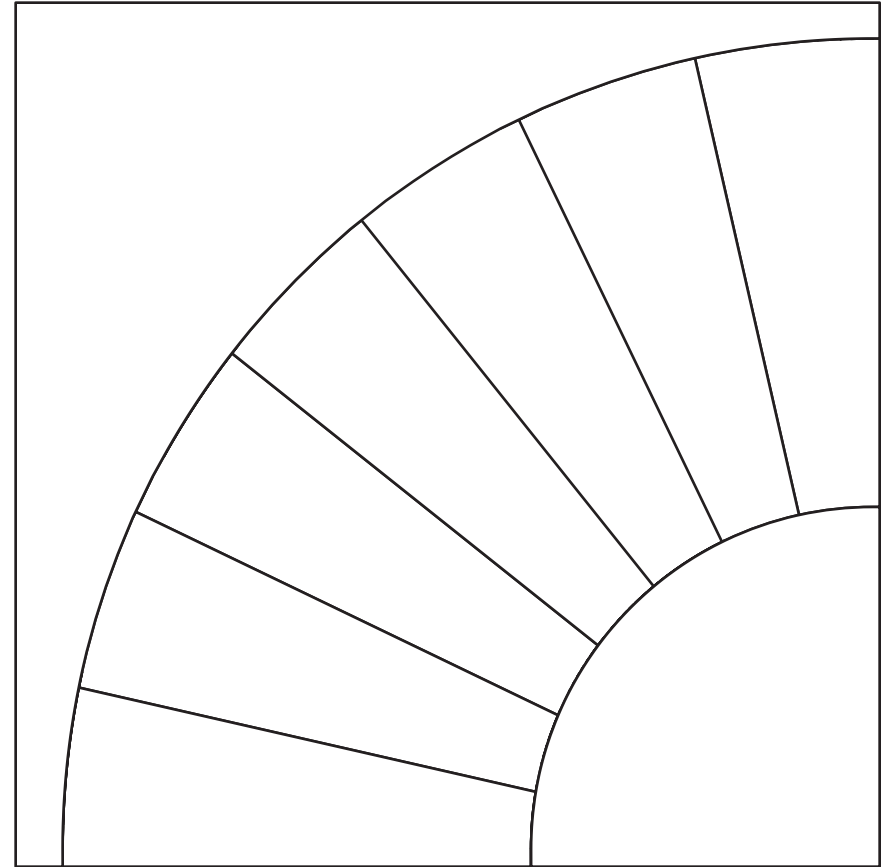
[www.grahamcrackercollection.com](http://www.grahamcrackercollection.com)



Block is actual size, 4½" square.

 Stitches

 Threads



Block is actual size, 4½" square.

 Stitches

 Threads